

## FLOOR DRAIN – Vertical utility floor drain

**Part No.**  
**141873**

**Type E10V18**

100mm diameter outlet with Heelguard, 180mm diameter vinyl grate

### Product Features

1. **Stainless steel height adjustable assembly with lockable Heelguard grate secured with M6 Hex socket screws. The grate has a vinyl clamp provision to secure vinyl sheeting**



Load Class K3 (EN 1253)



Grates designed to resist the penetration of a 8mm heel. ASME A112.6.3 (Section 7.12) compliant – American high heel Standard



AS 3996 (Clause 3.3.5) compliant for surface openings in pedestrian areas



AS 1428.2 (Clause 9c) compliant for wheelchair and walking cane safety



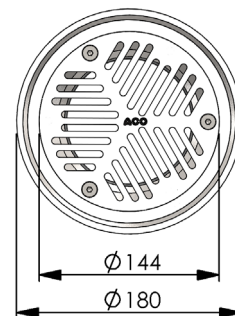
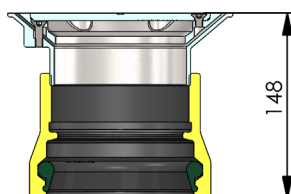
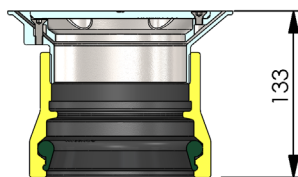
AS 3996 (Clause 3.3.6) compliant for bicycle tyre penetration resistance

### 2. Cast iron body

- Collar with a thread provision for the adjustable height grate
- Nitrile rubber seal for push-fit connection to suit PVC and HDPE pipe

### 3. Hydraulic data

- Intake area: 6,901 mm<sup>2</sup>
- 2.81 L/s (based on 20mm head of water)



**Note:** All dimensions are in mm

ACO Specification Information

## Specification Clause

This floor drain shall be ACO Wexel Type E10V18 (Part No. 141873). The drain grate shall be Heelguard, 180mm diameter and contain a vinyl clamp, available with optional removable strainer (Part No. 141920). The drain body is to suit a 100mm diameter vertical outlet.

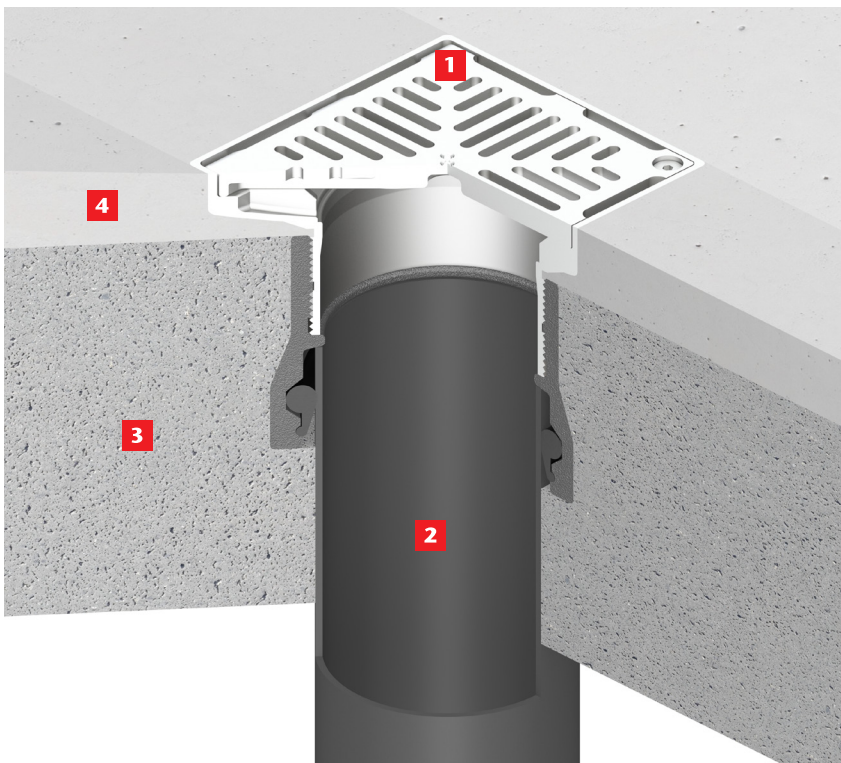
### Materials and Design

The grate shall be cast stainless steel, lockable with 3 x M6 Hex socket screws. For strength and pedestrian safety, the grate shall be designed to meet load class K3kN (EN 1253), comply with AS 1428.2 (Clause 9c), AS 3996 (Clause 3.3.5 and 3.3.6) and ASME A112.6.3 (Section 7.12).

The iron body shall be a collar with a thread provision for the adjustable height grate. For push-fit pipe connection, the body shall have a nitrile rubber seal.



## General Installation Illustration



### Full bodied vertical utility floor drain installed in screed floor

- 1** Floor drain – E10S15 shown
- 2** Outlet pipe – HDPE or PVC
- 3** Concrete slab
- 4** Screed/mortar

**Note:** The illustration is shown for guidance only and shows a typical drain and not necessarily the specific type described on the data sheet.

For downloadable drawings, visit [www.acowexel.com.au](http://www.acowexel.com.au)

### ACO Polycrete Pty Ltd, Australia

Ph: 1300 765 226  
[www.acowexel.com.au](http://www.acowexel.com.au)  
[sales@acoaus.com.au](mailto:sales@acoaus.com.au)

### ACO Limited, New Zealand

Ph: 0800 448 080  
[www.acowexel.co.nz](http://www.acowexel.co.nz)  
[sales@aconz.co.nz](mailto:sales@aconz.co.nz)

© August, 2014 ACO Polycrete Pty Ltd. All reasonable care has been taken in compiling the information in this document. All recommendations and suggestions on the use of ACO products are made without guarantee since the conditions of use are beyond the control of the company. It is the customer's responsibility to ensure that each product is fit for its intended purpose and that the actual conditions are suitable. ACO Polycrete Pty Ltd. pursues a policy of continuous product development and reserves the right to amend specifications without notice.

