

## FLOOR DRAIN – Vertical floor drain with puddle flange

**Part No.**  
**141884**

**Type R10R20**

100mm diameter outlet with Heelguard 200mm diameter grate

### Product Features

#### 1. Stainless steel height adjustable assembly with lockable Heelguard grate secured with M6 Hex socket screws



Load Class K3 (EN 1253)



Grates designed to resist the penetration of a 8mm heel. ASME A112.6.3 (Section 7.12) compliant – American high heel Standard



AS 3996 (Clause 3.3.5) compliant for surface openings in pedestrian areas



AS 1428.2 (Clause 9c) compliant for wheelchair and walking cane safety



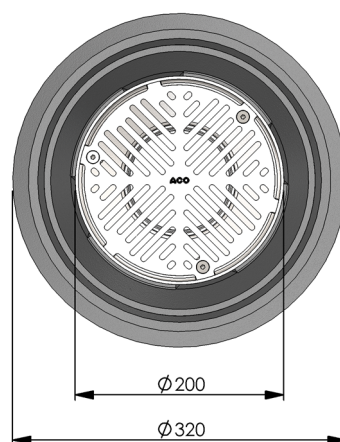
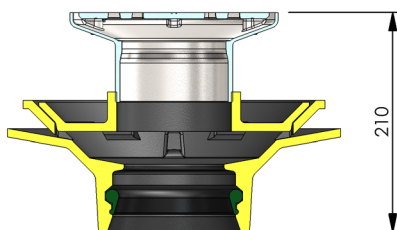
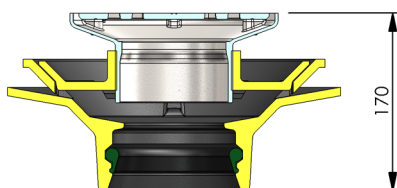
AS 3996 (Clause 3.3.6) compliant for bicycle tyre penetration resistance

#### 2. Cast iron body

- Cast iron clamp ring (secured with 2 x M6 Hex head bolts) incorporates weep holes to ensure integrity of rolled waterproof membrane
- Integral puddle flange incorporates weep holes to ensure integrity of subsurface waterproof (liquid) membrane
- Nitrile rubber seal for push-fit connection to suit PVC and HDPE pipe

#### 3. Hydraulic data

- Intake area: 11,199 mm<sup>2</sup>
- 4.56 L/s (based on 20mm head of water)



**Note:** All dimensions are in mm

ACO Specification Information

## Specification Clause

This floor drain shall be ACO Wexel Type R10R20 (Part No. 141884) with puddle flange. The drain grate shall be Heelguard, 200mm diameter with an optional removable strainer (Part No. 141920). The drain body is to suit a 100mm diameter vertical outlet.

### Materials and Design

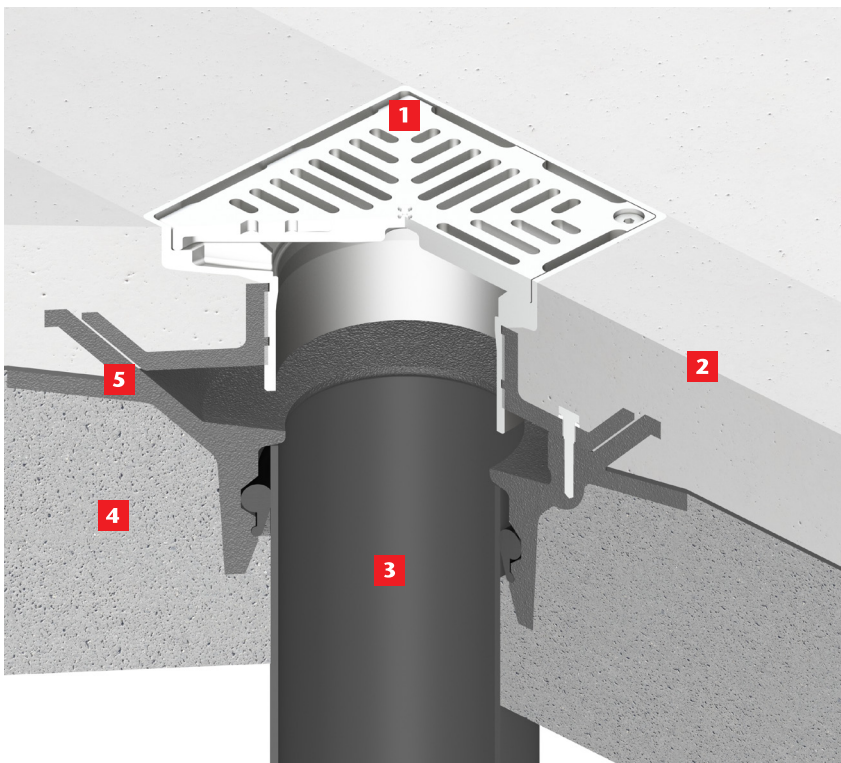
The grate shall be cast stainless steel, lockable with 3 x M6 Hex socket screws

For strength and pedestrian safety, the grate shall be designed to meet load class K3kN (EN 1253), comply with AS 1428.2 (Clause 9c), AS 3996 (Clause 3.3.5 and 3.3.6) and ASME A112.6.3 (Section 7.12).

The iron body shall have a cast iron membrane clamp ring (secured with 2 x M6 Hex head bolts) and puddle flange both incorporating weep holes. For push-fit pipe connection, the body shall have a nitrile rubber seal.



## General Installation Illustration



**Full bodied vertical floor drain with puddle flange installed in screed floor**

- 1** Floor drain – R10S15 shown
- 2** Screed/mortar
- 3** Outlet pipe – HDPE or PVC
- 4** Concrete slab
- 5** Waterproof membrane

**Note:** The illustration is shown for guidance only and shows a typical drain and not necessarily the specific type described on the data sheet.

For downloadable drawings, visit [www.acowexel.com.au](http://www.acowexel.com.au)

### ACO Polycrete Pty Ltd, Australia

Ph: 1300 765 226  
[www.acowexel.com.au](http://www.acowexel.com.au)  
[sales@acoaus.com.au](mailto:sales@acoaus.com.au)

### ACO Limited, New Zealand

Ph: 0800 448 080  
[www.acowexel.co.nz](http://www.acowexel.co.nz)  
[sales@aconz.co.nz](mailto:sales@aconz.co.nz)

© August, 2014 ACO Polycrete Pty Ltd. All reasonable care has been taken in compiling the information in this document. All recommendations and suggestions on the use of ACO products are made without guarantee since the conditions of use are beyond the control of the company. It is the customer's responsibility to ensure that each product is fit for its intended purpose and that the actual conditions are suitable. ACO Polycrete Pty Ltd. pursues a policy of continuous product development and reserves the right to amend specifications without notice.

