

ROOF DRAIN – Flat Grate





Part No.
141912

Type R10PHE

100mm diameter outlet with 250mm diameter heavy duty flat grate with extension

Product Features

1. Hot dip galvanised iron lockable grate secured with M12 Hex head socket screw

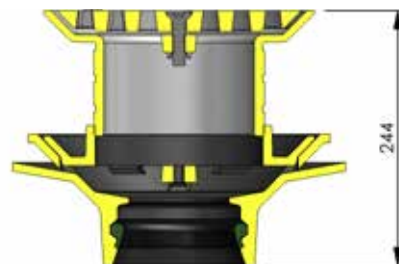
-  Load Class R50kN (EN 1253), similar to Class B80kN (AS 3996)
-  AS 3996 (Clause 3.3.5) compliant for surface openings in pedestrian areas
-  AS 1428.2 (Clause 9c) compliant for wheelchair and walking cane safety
-  AS 3996 (Clause 3.3.6) compliant for bicycle tyre penetration resistance

2. Cast iron body

- Cast iron clamp ring (secured with M6 Hex head bolt) incorporates weep holes to ensure integrity of rolled waterproof roof membrane
- Threaded extension piece
- Integral puddle flange incorporates weep holes to ensure integrity of subsurface waterproof (liquid) membrane
- Nitrile rubber seal for push-fit connection to suit all types of drainage pipe

3. Hydraulic data

- Intake area: 15,858 mm²
- 6.46 L/s (based on 20mm head of water)



Note: All dimensions are in mm

ACO Specification Information

Specification Clause

This roof drain shall be ACO Wexel Type R10PHE (Part No. 141912): 100mm diameter outlet with 250mm diameter heavy duty flat grate with extension.

Materials and Design

The grate shall be hot dip galvanised iron, lockable with M12 Hex head socket screw.

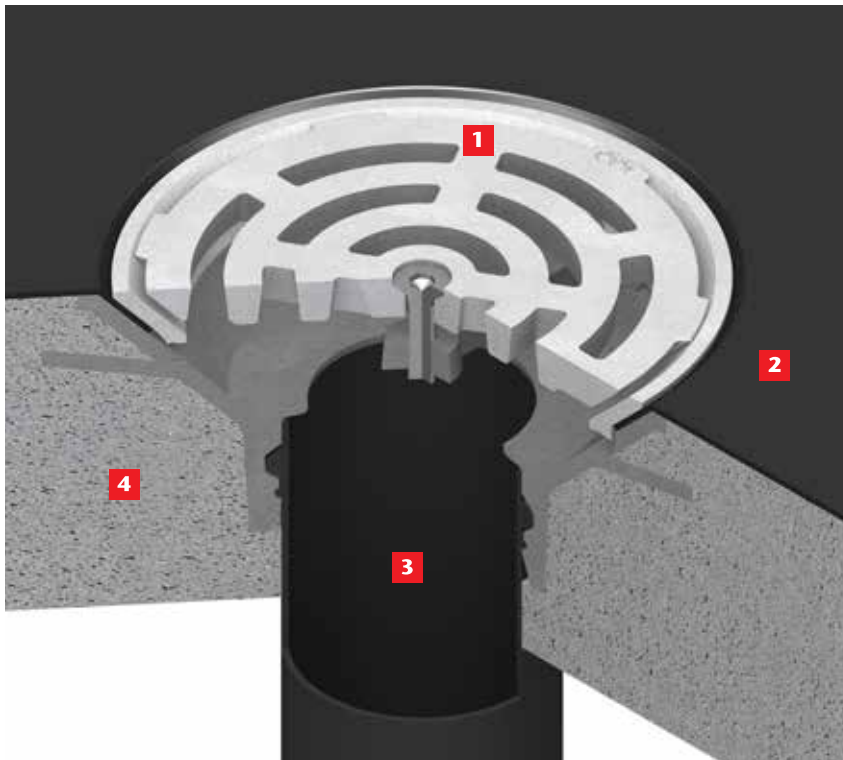
For strength and pedestrian safety, the grate shall be designed to meet load class R50kN (EN 1253) and comply with AS 3996 (Clause 3.3.5 and 3.3.6) and AS 1428.2 (Clause 9c).

The iron body shall have a cast iron membrane clamp ring (secured with M6 Hex head bolt) and puddle flange both incorporating weep holes. A cast iron threaded extension piece is also to be supplied.

For push-fit pipe connection, the body shall have a nitrile rubber seal.



General Installation Illustration



Roof drain with flat grate

- 1** Roof drain (R10PH shown)
- 2** Roof membrane
- 3** Outlet pipe – HDPE or PVC
- 4** Concrete slab

Note: The illustration is shown for guidance only and shows a typical drain and not necessarily the specific type described on the data sheet.

For downloadable drawings, visit www.acowexel.com.au

ACO Polycrete Pty Ltd, Australia

Ph: 1300 765 226
www.acowexel.com.au
sales@acoaus.com.au

ACO Limited, New Zealand

Ph: 0800 448 080
www.acowexel.co.nz
sales@aconz.co.nz

© August, 2016 ACO Polycrete Pty Ltd. All reasonable care has been taken in compiling the information in this document. All recommendations and suggestions on the use of ACO products are made without guarantee since the conditions of use are beyond the control of the company. It is the customer's responsibility to ensure that each product is fit for its intended purpose and that the actual conditions are suitable. ACO Polycrete Pty Ltd. pursues a policy of continuous product development and reserves the right to amend specifications without notice.

