

## FLOOR DRAIN – Push-in compact bucket trap






Part No.  
141969

Type RPBT1510

100mm dia. outlet with Heelguard 150mm dia. grate with fixed and removable strainer

### Product Features

1. **Stainless steel push-in assembly\* with lockable Heelguard grate secured with M6 Hex socket screws, fixed and removable strainers with 2mm diameter holes**

-  Load Class L15 (EN 1253), similar to Class A10kN (AS 3996)
-  Grates designed to resist the penetration of a 8mm heel. ASME A112.6.3 (Section 7.12) compliant – American high heel Standard
-  AS 3996 (Clause 3.3.5) compliant for surface openings in pedestrian areas
-  AS 1428.2 (Clause 9c) compliant for wheelchair and walking cane safety
-  AS 3996 (Clause 3.3.6) compliant for bicycle tyre penetration resistance

\* Nitrile rubber seal to allow push-in joint connection to suit PVC and HDPE pipe.

### 2. Hydraulic data

- Intake area: 5,503 mm<sup>2</sup>
- 2.24 L/s (based on 20mm head of water)



Note: All dimensions are in mm

ACO Specification Information

## Specification Clause

This floor drain – Push-in Compact Bucket Trap – shall be ACO Wexel Type RPBT1510 (Part No. 141969). The grate shall be hinged, Heelguard, 150x150mm with fixed and removable strainers with 2mm diameter holes.

The drain body is to suit a 100mm diameter vertical outlet with Nitrile rubber seal for push-in connection to either PVC or HDPE pipe (both seals will be supplied).


### Materials and Design

The grate shall be cast stainless steel, lockable with M6 Hex socket screws.

For strength and pedestrian safety, the grate shall be designed to meet load class L15kN (EN 1253), comply with AS 1428.2 (Clause 9c), AS 3996 (Clause 3.3.5 and 3.3.6) and ASME A112.6.3 (Section 7.12).



## General Installation Illustration



### Push-fit floor drain installed in vinyl floor

- 1** Floor drain – VP1410 shown
- 2** Vinyl sheet
- 3** Outlet pipe – HDPE or PVC
- 4** Concrete slab
- 5** Screed/mortar

**Note:** The illustration is shown for guidance only and shows a typical drain and not necessarily the specific type described on the data sheet.

For downloadable drawings, visit [www.acowexel.com.au](http://www.acowexel.com.au)

### ACO Polycrete Pty Ltd, Australia

Ph: 1300 765 226  
[www.acowexel.com.au](http://www.acowexel.com.au)  
[sales@acoaus.com.au](mailto:sales@acoaus.com.au)

### ACO Limited, New Zealand

Ph: 0800 448 080  
[www.acowexel.co.nz](http://www.acowexel.co.nz)  
[sales@aconz.co.nz](mailto:sales@aconz.co.nz)

© October, 2014 ACO Polycrete Pty Ltd. All reasonable care has been taken in compiling the information in this document. All recommendations and suggestions on the use of ACO products are made without guarantee since the conditions of use are beyond the control of the company. It is the customer's responsibility to ensure that each product is fit for its intended purpose and that the actual conditions are suitable. ACO Polycrete Pty Ltd. pursues a policy of continuous product development and reserves the right to amend specifications without notice.

